

# EuPIA Printing Ink Market Statistics 2014

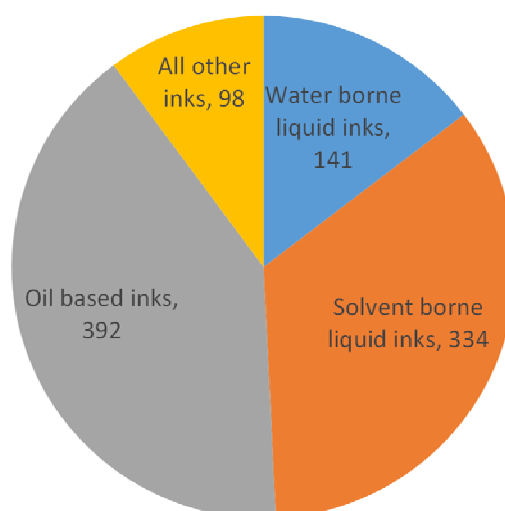


## Introduction

These statistics show a summary of printing ink sales from EuPIA's more detailed Quarterly Market Sales Statistics. The findings are based on the consolidated results of data supplied by 28 EuPIA member companies who have all submitted data on a standard basis to our independent trustee who compiles the data for EuPIA. The results show sales volume in 000s tons and value in €m for the last year of 2014.

It is estimated that the sample group accounts for about 90% of total industry sales in Europe.

Sales Volume for 2014 (000s tons)



## Key sectors shown

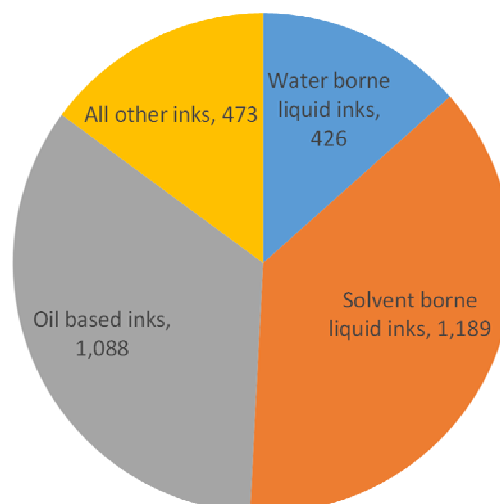
**Liquid inks water borne** - this includes flexo and gravure water borne inks, technological varnishes, extenders, primers and overprint varnishes.

**Liquid inks solvent borne** - this includes flexo and gravure solvent borne inks, publication gravure inks, technological varnishes, extenders, primers and overprint varnishes.

**Oil based inks** - includes coldset and heatset offset as well as conventional sheetfed offset inks.

**All other inks** - all other inks except screen ink sales which are not included in these statistics.

Sales Value for 2014 (€m)



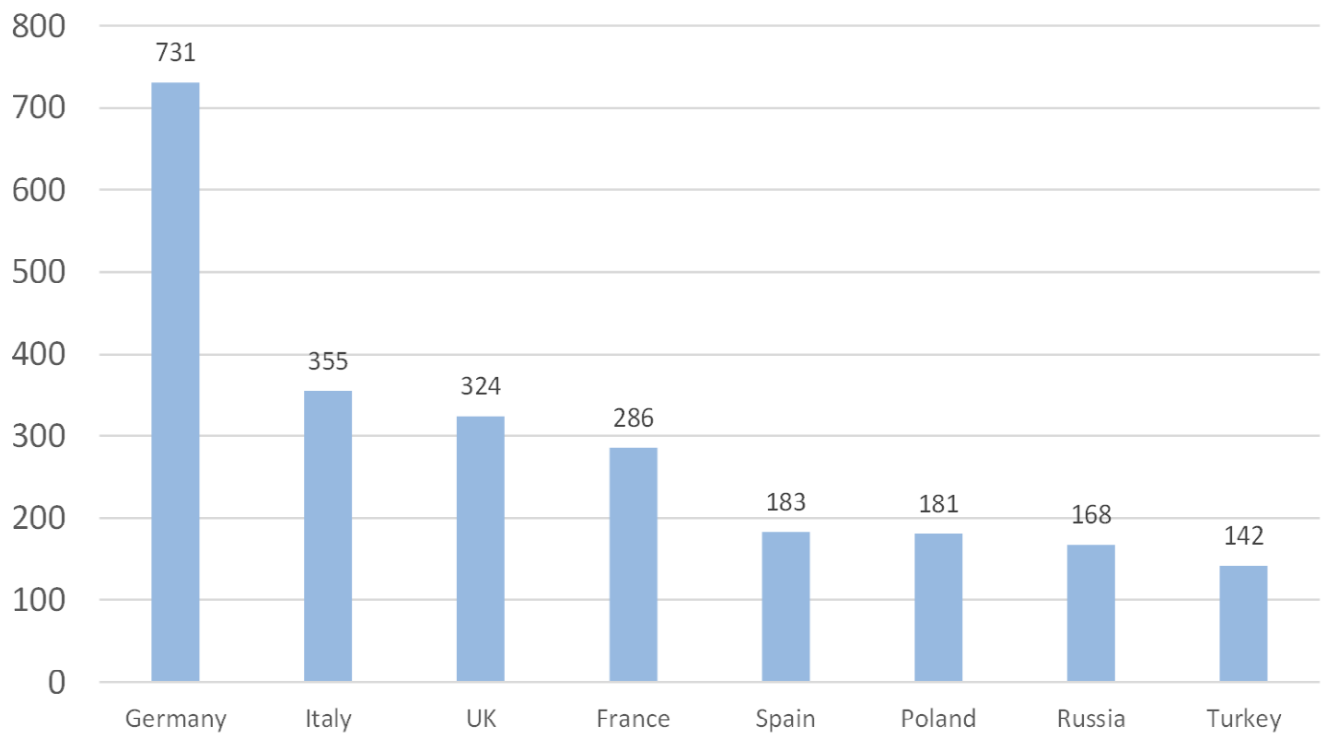
Avenue E. Van Nieuwenhuysse 6

BE - 1160 Brussels

Phone: +32 (0) 26 76 74 80 Fax: +32 (0) 26 76 74 90

E-mail: [eupia@cepe.org](mailto:eupia@cepe.org) Internet: <http://www.eupia.org>

Sales Value by country for 2014 in £m



Sales Value by country for 2014 in €m

